




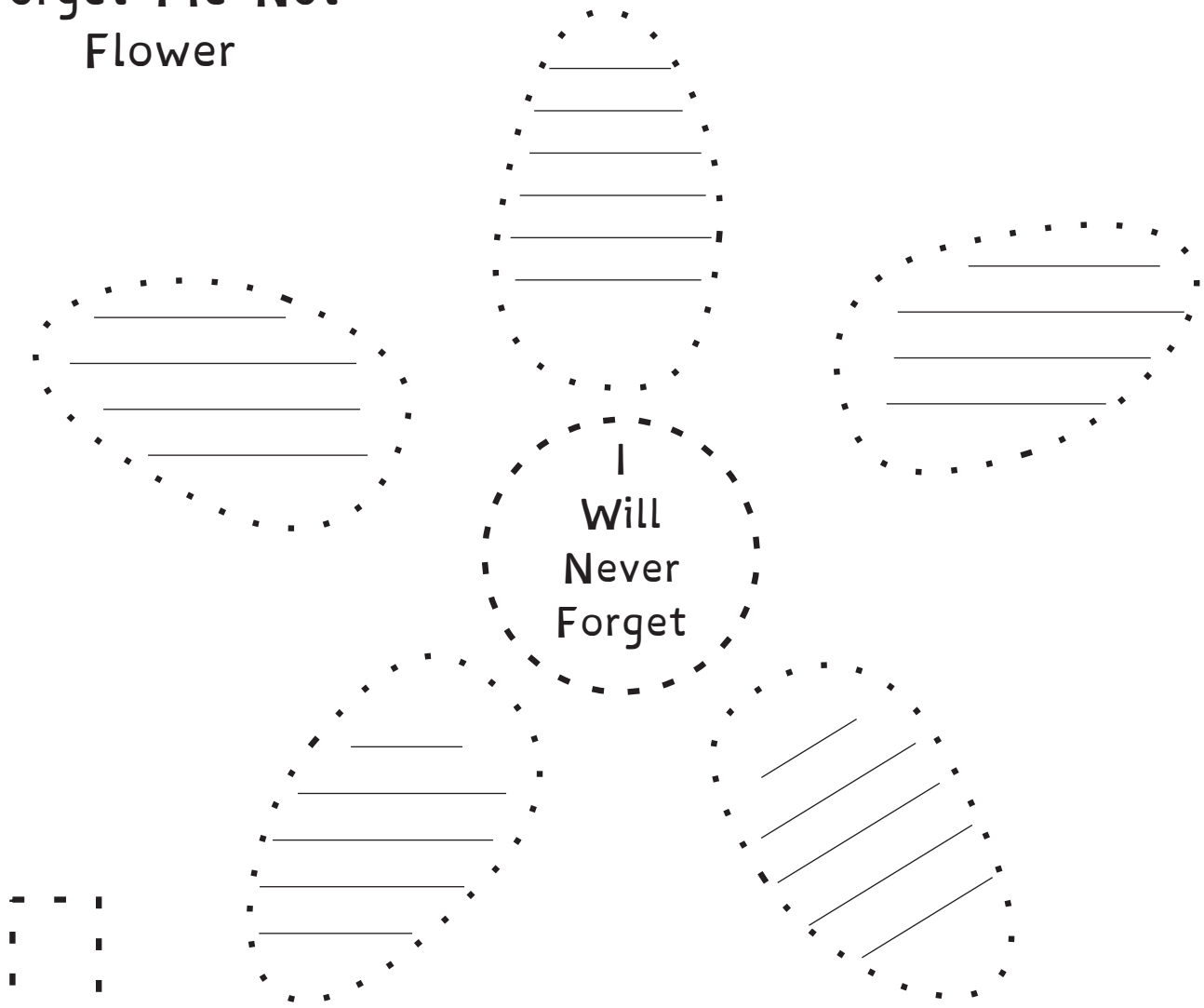
Forget-Me-Not Flower




Print the page on card stock for a stand alone flower, or print it on regular paper to glue on a card. Cut out the parts of the flower on the dotted lines. On the petals, write things that you will never forget. Glue the flower together as shown. You can glue the flower on construction paper or card stock to make a card.



Forget-Me-Not Flower



Print the page on card stock for a stand alone flower, or print it on regular paper to glue on a card. Cut out the parts of the flower on the dotted lines. On the petals, write things that you will never forget. Glue the flower together as shown. You can glue the flower on construction paper or card stock to make a card.



Forget-Me-Nots Flowers
Colored flowers to use for
stickers and decorations.

